

## GCG Sunday School - 26th January 2024

### Lesson Outline



**Lesson:** What time is it?

**Passage:** 1 Peter 4:1-11

**Big Idea:** Now is the time to be done with sin, before God judges the living and the dead.

**Main Aim:** Realise it is time to live for God's glory.

**Key verses:** 1 Peter 4:3, 5, 7.

**Please pray** for the lesson preparation, that God's word would feed us and the children.

**Laptop/tablet + speaker:** Unless you are at the Greenwich service, you will need to bring a device to play any media. If needed, Jonny can provide a **laptop and Bluetooth speaker**. 😊

**Additional resources:** [St Helen's studies and talks on 1 Peter.](#)

#### Passage info for leaders: (Lesson Overview on page 3)

##### 1 Peter Overview

Christians in Peter's day are suffering low-level persecution, just like us.  
How will they stay strong, live differently and stand out? How will we?

##### Passage Overview

**No need to teach verse 6.**

- |   |                    |
|---|--------------------|
| 1. In the past, we thought it was time to sin.<br>So we did what everyone else did.               | <i>1 Peter 4:3</i> |
| 2. But now, Christ sits on the throne.<br>He's ready to judge. <i>1 Peter 3:22</i>                | <i>1 Peter 4:5</i> |
| 3. In the future, it will be time for judgement.<br>We need to realise this.<br>And live like it. | <i>1 Peter 4:7</i> |

#### *For them then*

Now Christ is seated and ready to judge, it's time to stop living like everyone else.  
It's time to live for God's glory.

#### *For us now - Same!*

#### The Age Ranges






<b>Sailors: Ages 3-6</b>
<b>Officers: Ages 7-11</b>

*CW (average age 4-5 years) - Prepare the lesson for **all ages**.*

*Then separate **Sailor** and **Officer** groups for **Heart & Hands** teaching.*

*GR and EC - Personalise **all material** for the Sailors or Officers.*

## Lesson Overview

Get Going ~3 min + Song	Bible Talk ~10 mins	Heart & Hands ~30 mins	Catechisms ~10 mins	Land the Lesson
			 <small>The New City Catechism for Kids</small>	
Welcome & Pray Intro Idea Song	The Big Idea The Main Aim	Craft/ Worksheet Further teaching Memory verse	Practice Together	Recap Pray Extra Fun Time



### Get Going

Welcome, Pray, Introduction idea & Song

At GR and EC the [Sailor Leader](#) will lead the “Get Going” section, by default.

### Welcome and connect briefly with the children

- Ask a fun question, showing we’re interested in their lives. Such as:
  - What’s the best/ most fun thing you did yesterday/ this morning? Highlight/lowlight?
  - What was the tastiest food you ate? The smelliest thing you smelled?

### Prayer by the leader

- Help us to listen carefully to what God has to say to us today, and to have fun.

### Rules Reminder


- We listen to the leader.
- We love our neighbour.

**Intro Idea** - Introduces the theme of the passage with “Intro” Powerpoint slides.

- Ask the children - What time is it?
  - Sun comes up. Stop sleeping, start having breakfast.
  - Home time! Stop school, time to go home.
  - Jesus sits on the throne. Stop sinning, realise he’s on the throne and live like it!

Link: Introduce the [Big Idea](#)


**Sing** - If needed, talk through the words and actions before singing.

God Speaks -  God Speaks - Emu Music (with Lyrics)

With actions (A little too babyish for GR and EC):  God Speaks | All-Age Worship from All Souls

**GR & EC** - Split into **Sailor** and **Officer** groups for the remainder of the session.

**CW** - Remain together.



## Bible Talk

Teaching the Big Idea & Main Aim.

Using the ICB translation: International Children's Bible.

Available at: [Bible Gateway](#)

*Keep it clear and snappy. Maybe come up with a catchphrase for the week.*

*Have Bible open throughout to show that we're teaching from God's word, and not from our heads.*

*Make the Bible talk engaging by asking questions and/or using visual aids.*

### Key Verses - 1 Peter 3:21-22.

**Lesson Points** - Arriving repeatedly at the Big Idea.

Other people who don't trust the Lord will want us to sin like them.

What will we remember?

1. In the past, we thought it was time to sin. *1 Peter 4:3*  
 So we did what everyone else did.  
 Sin: evil desires.
2. But now, Christ sits on the throne. *1 Peter 4:5*  
 He's ready to judge.  
 He will judge everyone.  
 Those alive today, those dead in the past, those in the future.
3. In the future, it will be time for judgement. *1 Peter 4:7*  
 We need to realise this.  
 Get our minds clear on this.  
 And live like it.

**Brief application** - The Main Aim expanded.

- **Sailors** State the Main Aim application and expand it a bit.  
 This is how it's right to think/ act/ talk/ feel.  
 For home/ school/ church.
- **Officers** Ask questions to arrive at the Main aim application.  
 How does this help us think/ act/ talk/ feel differently?  
 What about at home/ school/ church?

**Teaching ideas** - Ask Jonny if you'd like more ideas.

- I'd recommend using the visual aids while teaching.

Cut out and stick on the wall as you teach.

- Perhaps also you could make up a scenario where someone doesn't realise what the time is.  
 They're doing all the wrong things!  
 But then someone tells them what the time is.  
 So they start living rightly.
- Ask questions when teaching, adapting them for the children in your group, such as:

- Point 1: How do other people live who don't know Jesus? Why do they live like that?
- Point 2: Where is Jesus now? What is he ready to do? Who will he judge? Can you escape?
- Point 3: How can we remember what time it is? What will that change about how we live today?

- **Sailors - More question ideas:** What noise/ smell do you think it made? How many stars did he see? Have you ever seen that before? How did he feel? What face would she have made?
- **Sailors - More teaching ideas:** Make actions to copy at certain points, act it out with costumes and scenery, go for a walk around the room, use Lego/Playmobile figures.
- **Officers - More question ideas:** Why do you think he did that? What did she get right/ wrong? What would you do in his situation?
- **Officers - More teaching ideas:** Act it out, have them draw scenes, shout out the best thing they see in the passage, make a puppet show using paper and card, go for a walk, use Lego.

## Heart and Hands



More on the Big Idea & Main Aim with activities.

**Table Activities - Craft or worksheet** - Spares go to the Eltham service.

- **Sailors**      Craft.  
*Cut, stick/fasten, colour. Chat about how it relates to the teaching point.*
- **Officers**      Worksheet.  
*This is a guided form of Bible study, to help them learn how Bible studies work. The sheet progresses from easy questions, to harder questions. Help them find answers in the Bible and think about the passage.*

## Further Teaching

An opportunity to reteach the same Big Idea & Main Aim with:

- Act out the passage.
- Do a drama based on the Main Aim. For example, the children make up a drama about someone who used to be worried, but is now comforted because God knows them completely.
- Discuss application.

~~**Memory verse** – Ideas for learning can be found in the Google Drive Folder.~~

~~“Blessed be the God and Father of our Lord Jesus Christ! According to his great mercy, he has caused us to be born again to a living hope through the resurrection of Jesus Christ from the dead.”~~  
~~1 Peter 1:3 (ESV)~~

~~We'll be using the following song to learn the verse:  1 Peter 1:3~~

There might not be enough time for memory verse and New City Catechism/ too much going on.



## New City Catechism

### Practice Together

What is this? Tim Keller Introduces the New City Catechism

Why do this? Why We Should Catechize Our Children

### This week - Question 2.

- Open up the Catechism of the week.  
Practice saying it with the children. Some might have learnt it at home to say it with less help.  
Talk about difficult words and ideas.
- **Sailors** Use Children's Mode and the songs to learn:  
 Q1 What is Our Only Hope in Life and Death?
- **Officers** Use Children's Mode where necessary.  
You could make up a rhyme or rap to learn it.  
Or make up a game of trying to remember it: In a circle, one word each.



### Land the lesson

Bring everything together: Recap, prayer and game.

**Recap** - Use the craft/ worksheet to remind them of the Big Idea & Main Aim.

**Pray** - Encourage the children to pray with you about the Big Idea and Main Aim.  
They could **thank/praise God** for it or **ask for help** in believing it.

- **Sailors** You could suggest "Popcorn prayers" - really short prayers.  
Or "Arrow prayers"- We all shoot up like an arrow at the end.  
Or you could try the idea we use with Officers.
- **Officers** You could pass an object, like a Bible, around the room.  
When a child receives the Bible, they can choose to pray in their head or aloud.

**Game idea** - Feel free to play something different!

- **Sailors** Something fun, check the G-drive.
- **Officers** Something fun, check the G-drive.

**Time fillers, Games and Music** - Check the G-drive

- I often play something from: <https://www.youtube.com/@thebiggeststory>
- A Spotify playlist of Sunday School songs can be found in the Term Overview Document.

**Sign out** - Give each family a Take Home Sheet

- Sign out with Check-In.